

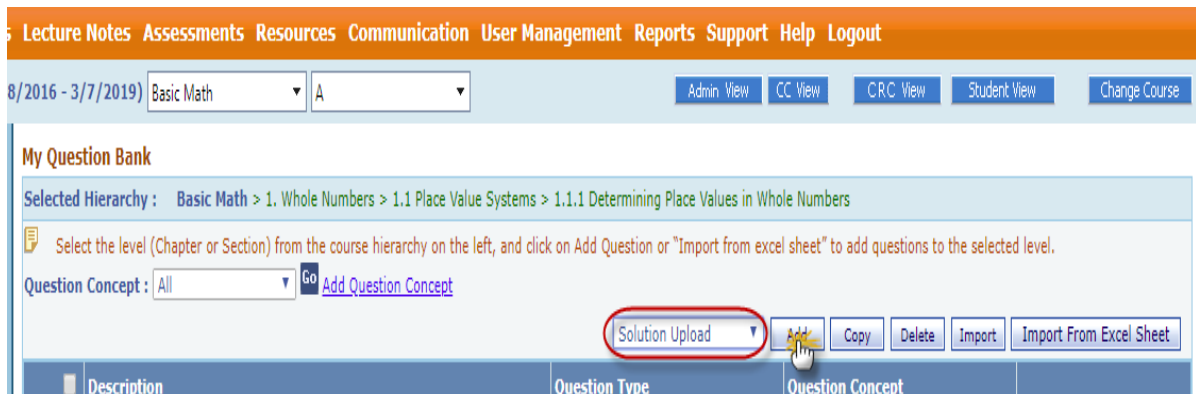
2018 WINTER RELEASE NOTES



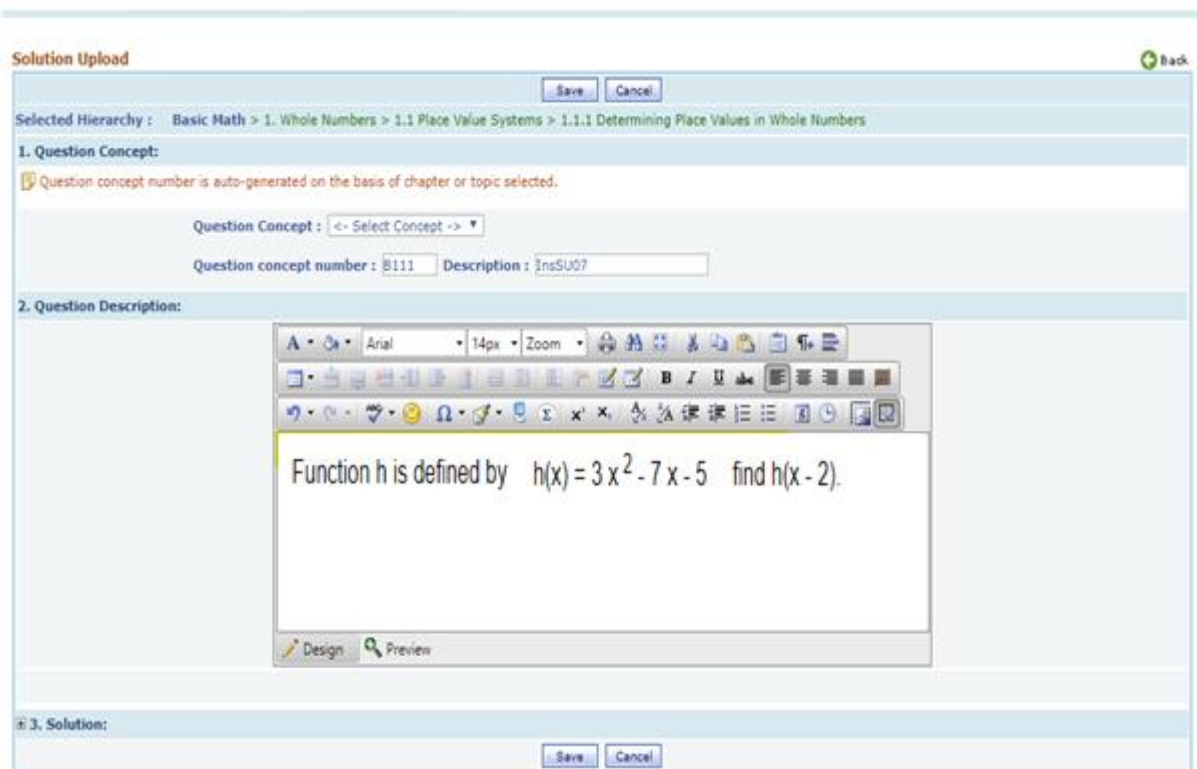
- Solution Upload Question:** For Solution Upload questions, students upload a solution image file from their computers or capture the image (Tablet/Mobile) as the answer to the question and instructors grade these questions manually.

Instructor creating Solution Upload Questions:

- From the Instructor account → My Question bank screen, choose Solution Upload Question type and click on Add.



- In the first section, enter the question/instructions and the desired point value.



- Finally, click Submit to save the completed question.

Creating 'Solution Upload' Test:

- From Instructor account navigate to Assessments → View/Create Assessment
- On create assessment screen select Assessment Mode as “Solution Upload with MC/FR”.

Add Assessment

Add New Assessment

Assessment Type: Online

* Title: Solution Upload with MC Assessment

* Recipients: All Students (selected), Groups of Students, No Student Groups

Select assessment mode (based on predefined setting or custom settings).

Standard mode (predefined settings): Solution Upload with MC/FR (selected) | View selected mode Settings

Custom mode (select your own settings)

Block from importing

Yes, Resume function to be provided for Students.

- Once done, click on continue, on next screen select levels and topics which you wish to include in this assessment, once done click on continue button.
- You will be redirected to question selection page. The questions created by Instructor will be displayed in orange color text as shown below.

Randomization

Randomize Question Concepts

Please select question concepts from the list. [Add/Edit Assessment Part](#) | [Add/Edit Level Selection](#)

Solution Upload Test

Select All

2.1.1 Determine if a given number is a factor of another Total # of Concepts: 11

Question Concept	Description	Versions	Attempts	% Incorrect	View	Select	Weight	Avg Time	Time (min)	
1 B21202	Determining nth Multiple of a Number	4	3537	17%	View	<input checked="" type="checkbox"/>	1	--		<input type="checkbox"/>
2 B21205	Finding if a Number is a Multiple of Another Number	3	3485	17%	View	<input checked="" type="checkbox"/>	1	--		<input type="checkbox"/>
3 B21211	Problem: Listing Multiples of a Number	4	2384	39%	View	<input checked="" type="checkbox"/>	1	--		<input type="checkbox"/>
4 B21205fr		15	7098	32%	View	<input type="checkbox"/>	1	--		<input type="checkbox"/>
5 B21210fr		5	21663	30%	View	<input type="checkbox"/>	1	--		<input type="checkbox"/>
6 B21220fr		5	-	-	View	<input type="checkbox"/>	1	--		<input type="checkbox"/>
7 B21225fr		5	-	-	View	<input type="checkbox"/>	1	--		<input type="checkbox"/>
8 B21245fr		1	-	-	View	<input type="checkbox"/>	1	--		<input type="checkbox"/>
9 B211	SU Question 1 ELC-GA Stephen Hawkins	1	-	-	View	<input checked="" type="checkbox"/>	1	--		<input type="checkbox"/>
10 B211	SU Question 2 ELC-GA Stephen Hawkins	1	-	-	View	<input checked="" type="checkbox"/>	1	--		<input type="checkbox"/>
11	SU Question 3	1	-	-	View	<input type="checkbox"/>	1	--		<input type="checkbox"/>

- Select the questions, once done, click on save button.
- The assessment will be saved and will be listed at assessment list page.

Note: Instructor created question will have name of the author and his/her college added in the question code line to the right end.

Student View of Solution Upload Question:

- Login as Student and take solution upload test.
- Upload a solution image by clicking on **Upload Solution** button as shown.

Mr user 1 Solution upload Test Time not allotted
No timer

Part - I Page 5 of 7 Ask My Instructor

Previous Next Submit Assessment

Total Questions : 7

1 2 3 4 5
6 7

Not Attempted
Attempted

5) $\sqrt{2} + \sqrt{3}$


Upload Solution

Choose an action

Camera Camcorder
Documents

B111 Weight:1

Previous Next Submit Assessment

- After uploading, you can preview the uploaded solution there itself and if you want to delete/change the uploaded solution, click on delete icon .

Mr user 1 Solution upload Test Time not allotted
No timer

Part - I Page 7 of 7 Ask My Instructor

Previous Next Submit Assessment

Total Questions : 7

1 2 3 4 5
6 7

Not Attempted
Attempted

7) Does the equation $y^2 + x = 1$ represents a function y in terms of x ?

Upload Solution

Click here to delete uploaded

Solve the above equation for y

$y^2 = 1 - x$

$y = +\sqrt{1-x}$ or $y = -\sqrt{1-x}$

For one value of x we have two values of y and this is not a function.

Uploaded Solution Image

B111 Weight:1

Previous Next Submit Assessment

- Once done click on Submit button to submit the assessment for evaluation.
- You will be redirected to Assessment result page, here all MC/FR Question (if any) gets evaluated by the system, for Solution Upload questions the evaluation status will be shown as **pending** as displayed below. No credit will be assigned until the instructor has evaluated the uploaded submission file and assigned the points

Results					
Attempt : Attempt 1		Title: Solution Upload with MC Assessment		Student name : --- 103	
Result Summary				Contact Instructor Print	
Total number of questions	8	Percent Score	Evaluation Pending		
View Result Report		View Diagnostic Report			
Result Details					
No.	Question Description	Evaluation Status	Weight	Score	View Solutions
1.	Identifying the Digit For a Given Place Value	Correct	1	1	Solution
2.	Interchanging Digits For a Given Place Value	Correct	1	1	Solution
3.	Interchanging Digits For a Given Place Value	Not Attempted	1	0	Solution
4.		Not Attempted	1	0	Solution
5.		Not Attempted	1	0	Solution
6.		Evaluation Pending	1	0	Solution
7.		Evaluation Pending	1	0	Solution
8.	InsSU07	Not Attempted	1	0	Solution

Note:

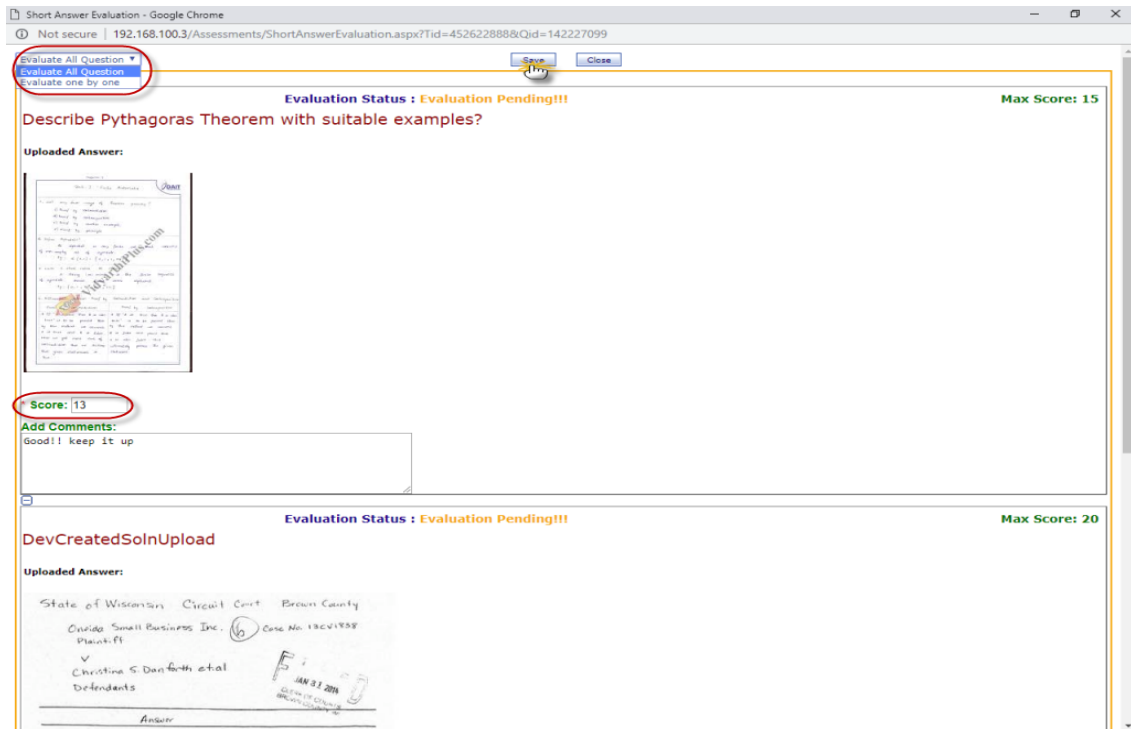
- 1) Only image files (i.e. JPG, JPEG and PNG) are allowed to be uploaded.
- 2) If assessment has multiple attempts, student can take successive attempts only after instructor evaluates the previous attempt.
- 3) In-case of assessment having **multiple attempts**, student can upload response to a solution upload question. In the next attempt system won't allow the student to upload response for that question (i.e. solution button is disabled). The score awarded for that question in previous attempt will be considered as evaluated for this attempt and added to the total score obtained in the new attempt.

Grading Student Submission:

- Select the section and go to Assessment → Scores, click on **View** link corresponding to Solution Upload Assessment.
- Click on **Grade** link corresponding to Assessment at Student Test details page.

The screenshot shows the 'Student Test Details' page for a student named 'collab'. It displays a table with columns for Attempts, Date, StartTime, EndTime, Time Spent, Score, %Score, and Options. The first attempt is listed with a score of 1 and a %Score of EP. A red arrow points from the 'Grade' link in the 'Options' column to a detailed view of the student's submission for a question titled 'Describe Pythagoras Theorem with suitable examples?'. The submission includes a handwritten answer and a score of 15. Below this, another question 'DevCreatedSolnUpload' is shown with a handwritten answer and a score of 20.

- Instructor can grade all question in one go or grade one by one, select any of these options as shown below before grading. As per selected option, all responses will be displayed.



- Grade all submissions and once done, click on save and close the evaluation popup screen. The scores will be updated accordingly.

Note:

- 1) Only Solution Upload responses will be displayed for evaluation.
- 2) Only those Solution Upload Questions which have been attempted by students will be displayed.
- 3) MC/FR Questions (If Exist) will be automatically evaluated by the system and the scores will be displayed in score column before Solution Upload Questions evaluation.
- 4) Once Instructor evaluates Solution Upload questions, scores will be updated accordingly.

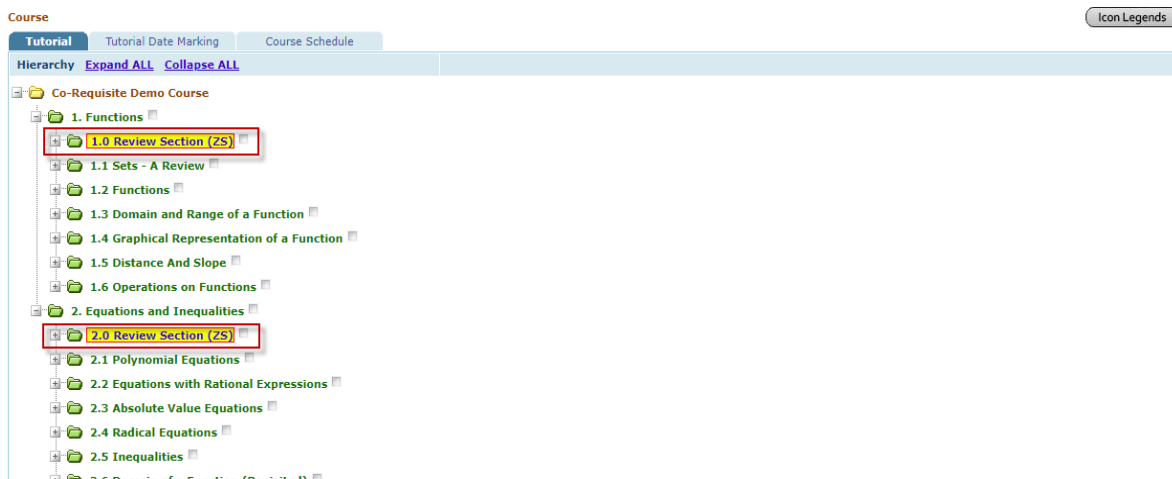
2. Co-requisite courses with Educosoft

Using Co-requisite Course in an institution:

- Login as Campus Coordinator and go to create course and select course type as co-requisite. Select one of the available Educo created co-requisite courses and continue to create the course.
- After creating assign this course to a standard term.
- After the course is authorized (by Educo Administrator), Master Section assessments and related data will be imported automatically from the Master Section of **US Master Institution** Co-requisite course to the newly created Master Section at the institution level.

Co Requisite Course Structure

- Click on Lecture notes to view co-requisite course structure. The zero sections assigned for a chapter will be shown as marked in different color.



Co Requisite Course Grade Book Settings

- Master Section Instructor will have an option to define chapter start date and end date.
- System automatically updates the chapter section quizzes and home work assessments date based on the chapter dates (Not applicable for Zero Section assessments).
- Select appropriate co-requisite course-section and go to Tools → Grade book, click on Edit Chapter date to set chapter dates accordingly.

Grade Book Settings

Manage grade categories, grade scale, and score rounding options.

Selected Grading Period : Full Term

Select another section

Term : Co-Requisite Term 2018-19

Section : Co-Requisite Section 1 - (Co-Requisite Course)

Grading Period : Full Term

Start Date: 12/12/2018 End Date: 6/30/2019 Weight: 0%

Save GradeBook Settings Edit Chapter Date

Category	Weight(%)	Drop Count
Homework		
Quiz		
Test		
Midterm		
Final		

Course Chapter Name	Start Date	End Date
1. Functions	12/12/2018	12/30/2018
2. Equations and Inequalities	12/13/2018	1/15/2019

Note : The total weight of all

- Once done, click on save, and then click on save grade book to save the changes.
- Regular assessments within the chapter will be activated for students as per the schedule set by Instructor.

Co Requisite Course Student Workflow

- Login as Student; navigate to Course Tools → Tutorials view of co-requisite course.

Welcome: Mr. Student

Antelope Valley College

Home My Profile My Instructor Support Orientation Videos User Guides FAQ

Antelope Valley College | CRC Term 2018-19 | Co-Requisite Course -AVC | CRC- Section 1

Course Tools

Syllabus

Tutorials

Assessments

Dropbox

My Grade

Activity Report

Attendance

Course FAQ

Bookmarks

Notepad

Print Assessment

Resources

Communication

My Account

Survey

Co-Requisite Course -AVC

Hierarchy Expand ALL Collapse ALL

Co-Requisite Course -AVC

1. Functions

1.0 Review Section (25)

1.0.1 Introduction to Relations

1.0.2 Graph of a Relation

1.0.3 Introduction to Functions

1.0.4 Functional Notation $f(x)$

1.1 Sets - A Review

1.2 Functions

1.3 Domain and Range of a Function

1.4 Graphical Representation of a Function

1.5 Distance And Slope

1.6 Operations on Functions

2. Equations and Inequalities

2.0 Review Section (25)

2.0.1 Solution of a Linear Equation

2.0.2 Completing a Table of Values

2.0.3 Plotting Ordered Pairs

2.0.4 Identify Relationships Between Components of Ordered Pairs

2.1 Polynomial Equations

2.2 Equations with Rational Expressions

2.3 Absolute Value Equations

2.4 Radical Equations

2.5 Inequalities

2.6 Domain of a Function (Revisited)

2.7 Roots of Polynomial Equations (Revisited)

Zero Section of Chapter: 1. Function

Zero Section of Chapter: 2. Equations and Inequalities

- To take assessments navigate to Course Tools → Assessments
- Student either begins the course by taking CPDT (Course Pre-requisite Diagnostic Test), if CPDT is made active for the course/Institution or by directly taking the Zero/Review Section Diagnostic Test (ZSDT) of chapter's zero section.
- CPDT attempt determines the knowledge in Zero/Review Sections of various chapters.

Antelope Valley College | CRC Term 2018-19 | Co-Requisite Course -AVC | CRC- Section 1

Welcome: Mr. Student

Home My Profile My Instructor Support Orientation Videos User Guides FAQ

Contact Instructor : Gordi Tooraj Back to Instructor Change C

Course Tools

- Syllabus
- Tutorials
- Assessments
- Dropbox
- My Grade
- Activity Report
- Attendance
- Course FAQ
- Bookmarks
- Notepad
- Print Assessment

Assessment

All Zero Section Homework Quiz/Test Practice

List of Assessments (Homework, Quiz & Test)

Status: All Chapter: All Items Per Page: 75

No.	Title	Grade Book Category	#Q's	Attempts	Time Limit	Start Date	End Date	%Score	Status
1.	Pre Requisite Diagnostic Test(CPDT) (Practice)	NA	16	0 of 5	NA	12/17/2018 12:00 AM	5/31/2019 11:59 PM	NA	Practice
2.	Pre Requisite Diagnostic Test(CPDT)	NA	16	0 of 1	NA	12/17/2018 12:00 AM	5/31/2019 11:59 PM	NA	Take
3.	ZSDT on Functions (Practice)	NA	12	0 of 5	NA	12/17/2018 12:00 AM	5/31/2019 12:00 AM	NA	Locked
4.	ZSDT on Functions	NA	12	0 of 1	NA	12/17/2018 12:00 AM	5/31/2019 12:00 AM	NA	Locked
5.	ZS:Homework on Section 1.0.1	NA	6	0 of 5	NA	12/17/2018 12:00 AM	5/31/2019 12:00 AM	NA	Locked
6.	ZS:Quiz on Section 1.0.1	NA	6	0 of 1	NA	12/17/2018 12:00 AM	5/31/2019 12:00 AM	NA	Locked
7.	ZS:Homework on Section 1.0.2	NA	6	0 of 5	NA	12/17/2018 12:00 AM	5/31/2019 12:00 AM	NA	Locked
8.	ZS:Quiz on Section 1.0.2	NA	3	0 of 1	NA	12/17/2018 12:00 AM	5/31/2019 12:00 AM	NA	Locked

- If CPDT is not available then student starts with a ZSDT of the chapter.
- After CPDT attempt, ZS functionality (ZS Diagnostic Test, ZS Section Assessments and ZS Mastery Test) will be exempted for a chapter if student achieves minimum proficiency score in respective ZS while taking CPDT

Results

Attempt : Attempt 1

Title: Pre Requisite Diagnostic Test(CPDT)

Student name : R2 A2

Result Summary

Total number of questions	16	Your Score	15
Number of questions with solution (Not Counted)	0	Max Score	16
Total number of questions counted	16	Percent Score	93.75 %
Number of questions attempted	15		
Number of counted questions answered correctly	15		
Time taken	4 Min.		
Taken on	12/17/2018		

View Result Report View Diagnostic Report

Diagnostic Report

Section	Objective/Topic	Total Questions	Answered Correctly	Percent	Feedback
1.0 Review Section (ZS)	1.0.1 Introduction to Relations	2	2	100%	Section Proficient
	1.0.2 Graph of a Relation	2	2	100%	
	1.0.3 Introduction to Functions	2	2	100%	
	1.0.4 Functional Notation f(x)	2	2	100%	
2.0 Review Section (ZS)	2.0.1 Solution of a Linear Equation	2	2	100%	Go to Tutorial
	2.0.2 Completing a Table of Values	2	2	100%	Go to Tutorial
	2.0.3 Plotting Ordered Pairs	2	1	50%	Go to Tutorial
	2.0.4 Identify Relationships Between Components of Ordered Pairs	2	2	100%	Go to Tutorial

Assessment

All Zero Section Homework Quiz/Test Practice

List of Assessments (Homework, Quiz & Test)

Status: All Chapter: All Items Per Page: 75

No.	Title	Grade Book Category	#Q's	Attempts	Time Limit	Start Date	End Date	%Score	Status
1.	Pre Requisite Diagnostic Test(CPDT)	NA	16	1 of 1	NA	12/17/2018 12:00 AM	5/31/2019 11:59 PM	93.75	Completed
2.	ZSDT on Functions (Practice)	NA	12	0 of 5	NA	12/17/2018 12:00 AM	5/31/2019 12:00 AM	NA	Exempted
3.	ZSDT on Functions	NA	12	0 of 1	NA	12/17/2018 12:00 AM	5/31/2019 12:00 AM	NA	Exempted
4.	ZS:Homework on Section 1.0.1	NA	6	0 of 5	NA	12/17/2018 12:00 AM	5/31/2019 12:00 AM	NA	Exempted
5.	ZS:Quiz on Section 1.0.1	NA	6	0 of 1	NA	12/17/2018 12:00 AM	5/31/2019 12:00 AM	NA	Exempted
6.	ZS:Homework on Section 1.0.2	NA	6	0 of 5	NA	12/17/2018 12:00 AM	5/31/2019 12:00 AM	NA	Exempted
7.	ZS:Quiz on Section 1.0.2	NA	3	0 of 1	NA	12/17/2018 12:00 AM	5/31/2019 12:00 AM	NA	Exempted
8.	ZS:Homework on Section 1.0.3	NA	2	0 of 5	NA	12/17/2018 12:00 AM	5/31/2019 12:00 AM	NA	Exempted

- For Zero Sections, where student has not achieved the proficiency in CPDT, Zero Section Diagnostic Test (ZSDT) of those sections will be made active.

Result Summary

Total number of questions	16	Your Score	15
Number of questions with solution (Not Counted)	0	Max Score	16
Total number of questions counted	16	Percent Score	93.75 %
Number of questions attempted	15		
Number of counted questions answered correctly	15		
Time taken	4 Min.		
Taken on	12/17/2018		

Diagnostic Report

Section	Objective/Topic	Total Questions	Answered Correctly	Percent	Feedback
1.0 Review Section (ZS)	1.0.1 Introduction to Relations	2	2	100%	Section Proficient
	1.0.2 Graph of a Relation	2	2	100%	
	1.0.3 Introduction to Functions	2	2	100%	
	1.0.4 Functional Notation f(x)	2	2	100%	
2.0 Review Section (ZS)	2.0.1 Solution of a Linear Equation	2	2	100%	Go to Tutorial
	2.0.2 Completing a Table of Values	2	2	100%	Go to Tutorial
	2.0.3 Plotting Ordered Pairs	2	1	50%	Go to Tutorial
	2.0.4 Identify Relationships Between Components of Ordered Pairs	2	2	100%	Go to Tutorial

List of Assessments (Homework, Quiz & Test)

No.	Title	Grade Book Category	#Q's	Attempts	Time Limit	Start Date	End Date	%Score	Status
1.	ZSDT on Equations and Inequalities (Practice)	NA	12	0 of 5	NA	12/17/2018 12:00 AM	5/31/2019 12:00 AM	NA	Practice
2.	ZSDT on Equations and Inequalities	NA	12	0 of 1	NA	12/17/2018 12:00 AM	5/31/2019 12:00 AM	NA	Take
3.	ZS:Homework on Section 2.0.1	NA	4	0 of 5	NA	12/17/2018 12:00 AM	5/31/2019 12:00 AM	NA	Locked
4.	ZS:Quiz on Section 2.0.1	NA	2	0 of 1	NA	12/17/2018 12:00 AM	5/31/2019 12:00 AM	NA	Locked

Note:

- 1) For CPDT assessment, maximum attempt is set to 1.
- 2) If student achieves overall proficiency in CPDT, yet fails to achieve proficiency in any Zero Section(s), then ZS Diagnostic of those zero section(s) will be made active.

Zero Section Diagnostic Tests (ZSDT):

- Click on Take button corresponding to ZSDT and attempt all the questions.

Assessments

No.	Title	Grade Book Category	#Q's	Attempts	Time Limit	Start Date	End Date	%Score	Status
1.	ZSDT on Equations and Inequalities (Practice)	NA	12	0 of 5	NA	12/17/2018 12:00 AM	5/31/2019 12:00 AM	NA	Practice
2.	ZSDT on Equations and Inequalities	NA	12	0 of 1	NA	12/17/2018 12:00 AM	5/31/2019 12:00 AM	NA	Take
3.	ZS:Homework on Section 2.0.1	NA	4	0 of 5	NA	12/17/2018 12:00 AM	5/31/2019 12:00 AM	NA	Locked
4.	ZS:Quiz on Section 2.0.1	NA	2	0 of 1	NA	12/17/2018 12:00 AM	5/31/2019 12:00 AM	NA	Locked

ZSDT on Equations and Inequalities

Part - 1 Page 1 of 12

Total Questions : 12

1) The ordered pair (3, -1) is a solution of $5y + 2x = 1$. Which of the following is true ?

a) x -Coordinate = 2, y -Coordinate = 1
 b) x -Coordinate = 5, y -Coordinate = 2
 c) x -Coordinate = 3, y -Coordinate = -1
 d) x -Coordinate = -1, y -Coordinate = 3

- Once done click on submit assessment button.
- If Student achieves minimum proficiency score in ZSDT, then all the ZS assessments (quiz and homework) of that ZS will be **exempted** including Zero Section Mastery Test (ZSMT).

Assessment

All Zero Section Homework Quiz/Test Practice

List of Assessments (Homework, Quiz & Test)

Status: All Chapter: 2. Equations and Inequalities Items Per Page: 75

No.	Title	Grade Book Category	#Q's	Attempts	Time Limit	Start Date	End Date	%Score	Status
2.	ZSDT on Equations and Inequalities	NA	12	1 of 1	NA	12/17/2018 12:00 AM	5/31/2019 12:00 AM	91.67	Completed
3.	ZS:Homework on Section 2.0.1	NA	4	0 of 5	NA	12/17/2018 12:00 AM	5/31/2019 12:00 AM	NA	Exempted
4.	ZS:Quiz on Section 2.0.1	NA	2	0 of 1	NA	12/17/2018 12:00 AM	5/31/2019 12:00 AM	NA	Exempted
5.	ZS:Homework on Section 2.0.2	NA	2	0 of 5	NA	12/17/2018 12:00 AM	5/31/2019 12:00 AM	NA	Exempted
6.	ZS:Quiz on Section 2.0.2	NA	1	0 of 1	NA	12/17/2018 12:00 AM	5/31/2019 12:00 AM	NA	Exempted
7.	ZS:Homework on Section 2.0.3	NA	4	0 of 5	NA	12/17/2018 12:00 AM	5/31/2019 12:00 AM	NA	Exempted
8.	ZS:Quiz on Section 2.0.3	NA	2	0 of 1	NA	12/17/2018 12:00 AM	5/31/2019 12:00 AM	NA	Exempted
9.	ZS:Homework on Section 2.0.4	NA	2	0 of 5	NA	12/17/2018 12:00 AM	5/31/2019 12:00 AM	NA	Exempted
10.	ZS:Quiz on Section 2.0.4	NA	1	0 of 1	NA	12/17/2018 12:00 AM	5/31/2019 12:00 AM	NA	Exempted
11.	ZSMT on Equations and Inequalities (Practice)	NA	12	0 of 5	NA	12/17/2018 12:00 AM	5/31/2019 12:00 AM	NA	Exempted
12.	ZSMT on Equations and Inequalities	NA	12	0 of 1	NA	12/17/2018 12:00 AM	5/31/2019 12:00 AM	NA	Exempted

- Regular Assessment of the chapter will be unlocked and student can attempt them.
- If Student fails to achieve minimum proficiency in ZSDT, system automatically generates the study plan and activates the ZS assessments along with the related pre-requisites where improvement is needed.

Results

Attempt: Attempt 1 Title: ZSDT on Equations and Inequalities Student name: R2 A2

Result Summary

Total number of questions	12	Your Score	1
Number of questions with solution (Not Counted)	0	Max Score	12
Total number of questions counted	12	Percent Score	8.33 %
Number of questions attempted	8		
Number of counted questions answered correctly	1		
Time taken	1 Min.		
Taken on	12/21/2018		

[View Result Report](#) [View Diagnostic Report](#)

Diagnostic Report

Section	Objective/Topic	Total Questions	Answered Correctly	Percent	Feedback
2.0 Review Section (ZS)	2.0.1 Solution of a Linear Equation	3	1	33%	Go to Tutorial
	2.0.2 Completing a Table of Values	3	0	0%	Go to Tutorial
	2.0.3 Plotting Ordered Pairs	3	0	0%	Go to Tutorial
	2.0.4 Identify Relationships Between Components of Ordered Pairs	3	0	0%	Go to Tutorial

All Zero Section Homework Quiz/Test Practice

List of Assessments (Homework, Quiz & Test)

Status: All Chapter: 2. Equations and Inequalities Items Per Page: 75

No.	Title	Grade Book Category	#Q's	Attempts	Time Limit	Start Date	End Date	%Score	Status
1.	ZSDT on Equations and Inequalities (Practice)	NA	12	0 of 5	NA	12/17/2018 12:00 AM	5/31/2019 12:00 AM	NA	Practice
2.	ZSDT on Equations and Inequalities	NA	12	1 of 1	NA	12/17/2018 12:00 AM	5/31/2019 12:00 AM	8.33	Completed
3.	ZS:Homework on Section 2.0.1	NA	4	0 of 5	NA	12/17/2018 12:00 AM	5/31/2019 12:00 AM	NA	Take
4.	ZS:Quiz on Section 2.0.1	NA	2	0 of 1	NA	12/17/2018 12:00 AM	5/31/2019 12:00 AM	NA	Take
5.	ZS:Homework on Section 2.0.2	NA	2	0 of 5	NA	12/17/2018 12:00 AM	5/31/2019 12:00 AM	NA	Take
6.	ZS:Quiz on Section 2.0.2	NA	1	0 of 1	NA	12/17/2018 12:00 AM	5/31/2019 12:00 AM	NA	Take
7.	ZS:Homework on Section 2.0.3	NA	4	0 of 5	NA	12/17/2018 12:00 AM	5/31/2019 12:00 AM	NA	Take

- Student will be redirected to prerequisites page and advised to complete all the prerequisites tagged to the quiz (i.e. Prerequisite Learning Activities and Section Homework).

Take Assessment

List of Prerequisite(s).

You must complete the following prerequisite(s) before taking this assessment

Learning Activity	Time Spent	Time Required	Status
2.0.2 Completing a Table of Values > Example 1: Find x/y so that $(x,b)/(a,y)$ is a solution	0 Min	2 Min	○
2.0.2 Completing a Table of Values > Example 2: Complete a table of points on a line	0 Min	2 Min	○
2.0.2 Completing a Table of Values > Example 3: Complete the ordered pair for $x=a$	0 Min	2 Min	○
2.0.2 Completing a Table of Values > Example 4: Complete the ordered pair for $ax+by=c$	0 Min	2 Min	○
2.0.2 Completing a Table of Values > Example 5: Complete the ordered pair for $ax+by+c=0$	0 Min	2 Min	○
2.0.2 Completing a Table of Values > Example 6: Complete the table of values for given equation	0 Min	2 Min	○
2.0.2 Completing a Table of Values > Example 7: Complete the table of values for $x-ay=b$	0 Min	2 Min	○
2.0.2 Completing a Table of Values > Example 8: Complete the table of values for $x=a$	0 Min	2 Min	○

Assessment Title	% Scored	% Required	Status
ZS:Homework on Section 2.0.2	0 %	90 %	Take

- Upon achieving minimum proficiency, student will be moved to next ZS sectional assessment/ZS Mastery Test.

Note:

- All assessment will be locked, until student attempts ZSDT, based on score obtained in ZSDT; they will be exempted/activated by the system.
- ZS Homework and Quizzes will be listed with proficiency same as ZSDT's proficiency score and will have maximum attempt 1 and 5 respectively.
- Minimum time required to be spent on Learning Activity (LO) is set to 2 minutes.

Zero Section Mastery Test (ZSMT)

- This test will assess student proficiency in every topic defined in the Zero Section. It reinforces what students have learnt from this chapter tutorials, homework and quizzes.
- To attempt Zero Section Mastery Test (ZSMT), click on Take assessment corresponding to ZSMT.

Assessment

All **Zero Section** Homework Quiz/Test Practice

List of Assessments (Homework, Quiz & Test)

Status: Active Chapter: 2. Equations and Inequalities Items Per Page: 75

No.	Title	Grade Book Category	#Q's	Attempts	Time Limit	Start Date	End Date	%Score	Status
1.	ZSMT on Equations and Inequalities (Practice)	NA	12	0 of 5	NA	12/17/2018 12:00 AM	5/31/2019 12:00 AM	NA	Practice
2.	ZSMT on Equations and Inequalities	NA	12	0 of 1	NA	12/17/2018 12:00 AM	5/31/2019 12:00 AM	NA	Take

Mr Student 8 LN **ZSMT on Equations and Inequalities** Time not allotted No timer

Part - I Page 2 of 12 Ask My Instructor

Previous Next Submit Assessment

Total Questions : 12

1 2 3 4 5 6 7 8 9 10 11 12

2) Find the ordered pairs that are both solutions of $y + 7x = 0$. A31120 Weight: 1

a) (7, 0) and (0, 7)

b) (-1, 7) and (7, 1)

c) (-1, 7) and (1, -7)

d) (-1, 0) and (1, -7)

- Attempt all questions, once done click on submit assessment button.
- On achieving minimum proficiency, ZS functionality will be completed and regular assessments of that chapter will be unlocked for the student.
- Regular assessment can be taken as per the schedule set by Instructor while setting up the grade book.