










EducoSoft

System Requirements

- 1. OS and Browser Requirements** **2**
- 2. Software Download** **3**
- 3. General Requirements** **4**
- 4. Automatic Check** **5**
- 5. System Missing Requirement** **6**

OS & Browser Requirements

| OS | Browsers | Release Status |
|---|---|----------------|
|  Windows XP Windows Vista Windows 7 | *  IE 7.0+ | Available Now |
|  |  FF 1.0+ | Available Now |
|  Mac OS |  FF 1.0+ | Available Now |
| |  Safari | Not Supported |
|  Linux |  FF 1.0+ | Available Now |

* Text editor in communication tools (mail & announcement is not compatible with IE 6.0

Downloads Required

1.



Macromedia Flash Download

Go to www.adobe.com

Click on "Get Adobe Flashplayer"
under Solutions and Products

2.



Adobe Reader Download

Go to <http://get.adobe.com/reader/>

Click on "Download"

General Requirements

1. Screen Resolution

We recommend screen resolution of 1024 x 764 to view the content

2. Connection speed

EducoSoft requires an Internet connection with a minimum connection speed of 56 kbps(kilobits per second) but high speed connections (such as DSL, Broadband or T1) is highly recommended.

3. Pop Up Blocker

You must disable your pop-up blocker when using EducoSoft or allow pop-ups for domain educosoft.com.

4. Browser settings: cookies and Javascript options

EducoSoft uses both cookies and JavaScript technology. Both of these features must be turned on in your browser, and are usually turned on by default. See your browser Help for instructions on how to view or change these browser options.

Automatic Check for System Configuration

The screenshot shows the EducoSoft website interface. At the top, there is a navigation bar with 'Higher Education', 'School (K-12)', and 'Self Learning' tabs. Below this is a header with 'Product Info', 'Features', 'Support', and 'Contact Us'. The main content area is divided into several sections: a central banner with a list of features, a 'LOGIN' section with an email input field and a 'GO' button (circled in red), a 'NEW STUDENT' section with a 'Register Now' button, and a 'Popular Resources' section with links for 'Getting Started', 'System Requirements', and 'FAQ's'. A callout box on the right side of the page contains the text 'Enter Login Information and click on login' with a line pointing to the 'GO' button.

Enter Login Information and click on login

When the user clicks on login button, the application will automatically check for

- Pop up blocker
- Correct Browser
- Flash Player
- Adobe PDF Reader

If your PC doesn't have the right configuration or software, then information is provided to correct the issue before proceeding.

System Missing Requirements

This page is displayed only after you click on login and your system does not meet requirements.

If your system has the supported OS and browser, correct resolution, Pop up blocker disabled, Flash player and Adobe PDF Reader installed, then you will not see this page



Your system does not meet some of the requirements for using EducoSoft .
Please check the items marked 'x' and follow the instructions given in the comment column.

| Requirement | You have | Comment |
|------------------|------------------|---|
| Operating System | Windows XP | ✓ Meets the requirement. |
| Browser | Firefox 2 | ✓ Meets the requirement. |
| Resolution | 800x600 | ✗ The recommended resolution is 1024x768. |
| Pop-Up Blocker | Disabled | ✓ Meets the requirement. |
| Flash Player | Flash Player 9 | ✓ Meets the requirement. |
| Acrobat Reader | Acrobat Reader 7 | ✓ Meets the requirement. |

[Continue](#) [Check again](#)